

TRIMLIGHT INFORMATION FOR HOA APPROVAL

Trimlight is a revolutionary LED accent, security and down lighting system that beautifully illuminates the home at night and blends into the home to be inconspicuous during the day.

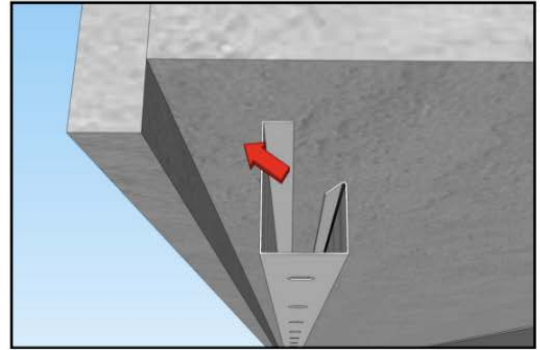
- Permanent and programmable lighting that can illuminate a home throughout the year.
- The primary purpose of Trimlight is to provide accent, security and down lighting to improve the visibility and safety of the home and neighborhood, similar to traditional exterior downlights.
- It also has the ability to be used for the holidays. Homeowners no longer have to climb up on a ladder each year to attach Christmas lights with gutter clips.
- Lights are permanently installed in an aluminum square channel (1" x 1.5") that is installed inside the soffit behind the existing fascia.
- The channel comes in a variety of colors to match the existing trim color.
- The bulbs are inserted into the channel and locked securely in place. All wires are hidden.
- LED lights: ~ 6 watts per bulb.
- 24 Lumens on Bright White from 18" below.
- The lights protrude downward which gives a hidden effect, limits light pollution, plus virtually eliminates complaints from neighbors.
- UL Listed Control Panel has a built-in timer/programming function which allows the homeowner to easily set colors, patterns, dates and times.
- The brightness, spacing and color is customizable and provides the ability to adjust the brightness with a dimmer, ensuring that no neighbor is disturbed.

TRIMLIGHT INFORMATION FOR HOA APPROVAL

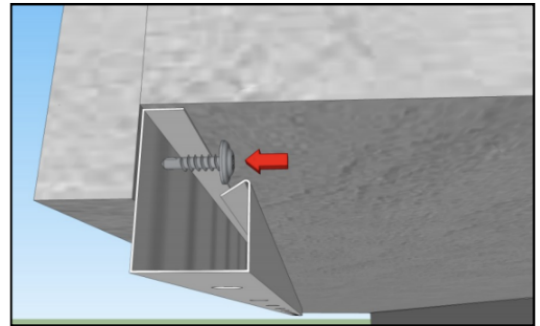
Installation

All work is done by experienced, insured contractors and sub-contractors.

1. Align the channel against the frieze board or to the location in which you desire to mount it. The back of the deck channel becomes the face of the system faced outward. In this application, a "back cover" may not be needed unless it is visually desired.




2. In order to attach the channel to the surface there are two common methods; 1. Use a screw through the back of the channel (As shown in diagram) penetrating into the frieze board. 2. Use a screw going vertical passing through one of the diode holes in the channel and penetrating through the lip of the channel on the top. And anchoring into the structure above.



Before attempting option #1. Ensure the screw is of proper length to not protrude through the face of the frieze board.

Once the Trimlight channel is secured, you are now free to install the diodes and electronics.




TRIMLIGHT INFORMATION FOR HOA APPROVAL

Installation examples



TRIMLIGHT INFORMATION FOR HOA APPROVAL



Limited Lifetime Warranty on Parts



2 Year Warranty on Installation

TRIMLIGHT INFORMATION FOR HOA APPROVAL

Scenarios

Images to follow illustrate possible scenarios with Trimlight.

ACCENT LIGHTING



DOWN LIGHTING



SECURITY




HOLIDAYS



ALSO GREAT FOR HOA FENCES & COMMUNITY CENTERS

HOA FENCES



HOA COMMUNITY CENTERS



TRIMLIGHT INFORMATION FOR HOA APPROVAL

Company Information

Trimlight Inc began in 2010 in Salt Lake City, Utah.

It has grown to over 40 dealerships nationwide with 4 dealers in the DFW Metroplex.

Trimlight has been approved in hundreds of HOA's nationwide.

Note: You can see additional pictures on the Trimlight website: www.Trimlight.com.

Trimlight offers a 2-year warranty on installation and a limited life-time warranty on parts.

Trimlight guarantees that all lights, wiring and materials will be hidden behind existing trim or finishes, so as not to be seen from the street.

All material will match existing trim and building finishes.

The exterior aesthetic of the home will remain harmonious with the home and community.

Please reach out to our representative here with any questions or concerns you may have.

TRIMLIGHT REPRESENTATIVE:

- NAME & TITLE: _____
- EMAIL: _____
- PHONE: _____

You may also contact Charlene Kiick, our HOA Compliance Specialist, at 214-683-5338.

Members of the Homeowners Board are encouraged to visit a home with Trimlight installed to see the lighting system in-person.

Upon request, we can provide a list of homes with Trimlight installed in neighboring communities.

We appreciate the board's time considering this matter.

We believe the Trimlight system will add to the aesthetic appeal and value of both the home and community.

Trimlight provides lighting for added security plus a cost-effective solution to holiday lighting.

We look forward to working with the board to ensure all of your conditions are met and approved.